

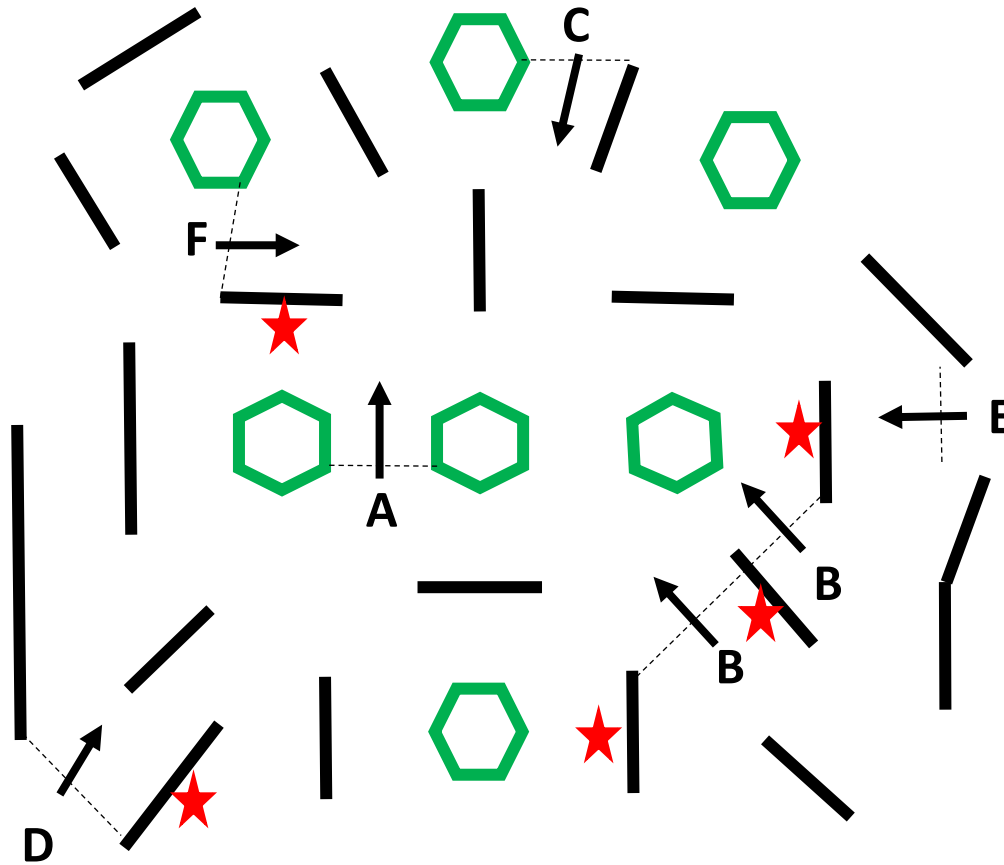
# Colonial Hill Hollow

Obstacle 1



IN/OUT

Advanced A-F  
Intermediate A-E  
Preliminary A-D



PRO ELITE



PROELITE

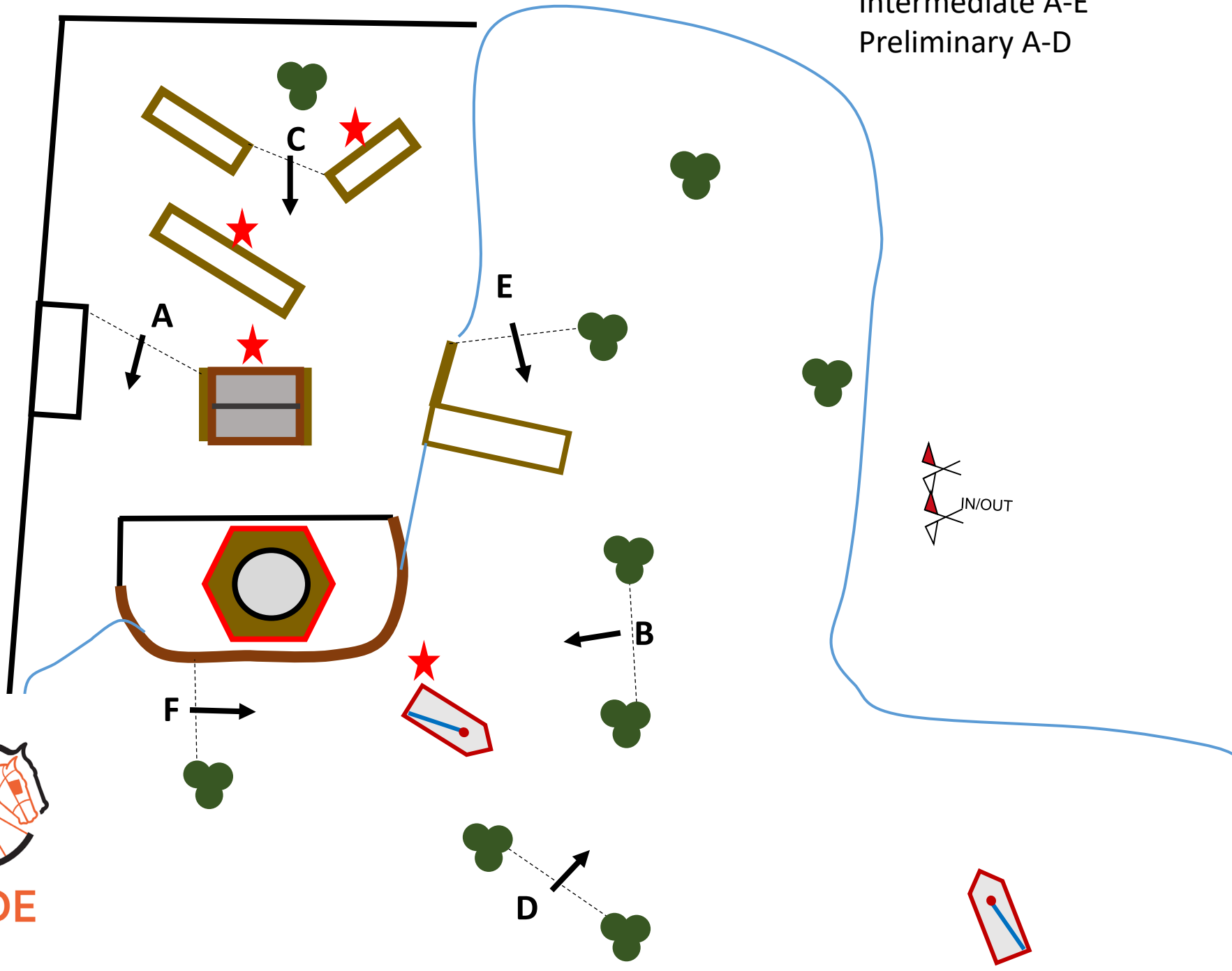
Obstacle 2

### Hillcroft Beach

Advanced A-F

Intermediate A-E

Preliminary A-D

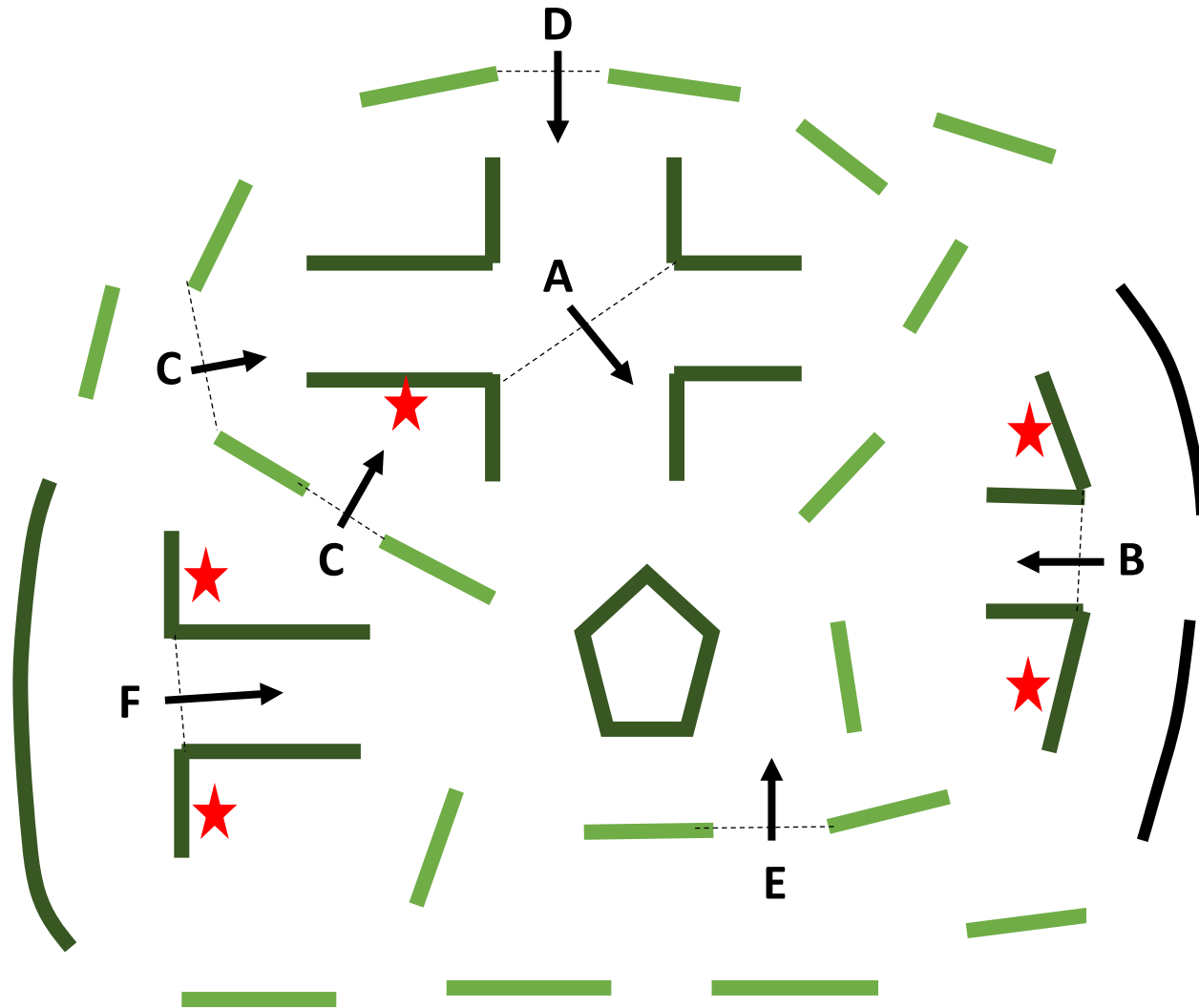


TRYON CDE

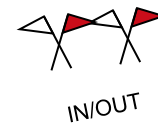
# ProElite Hills

Advanced Only

Obstacle 3



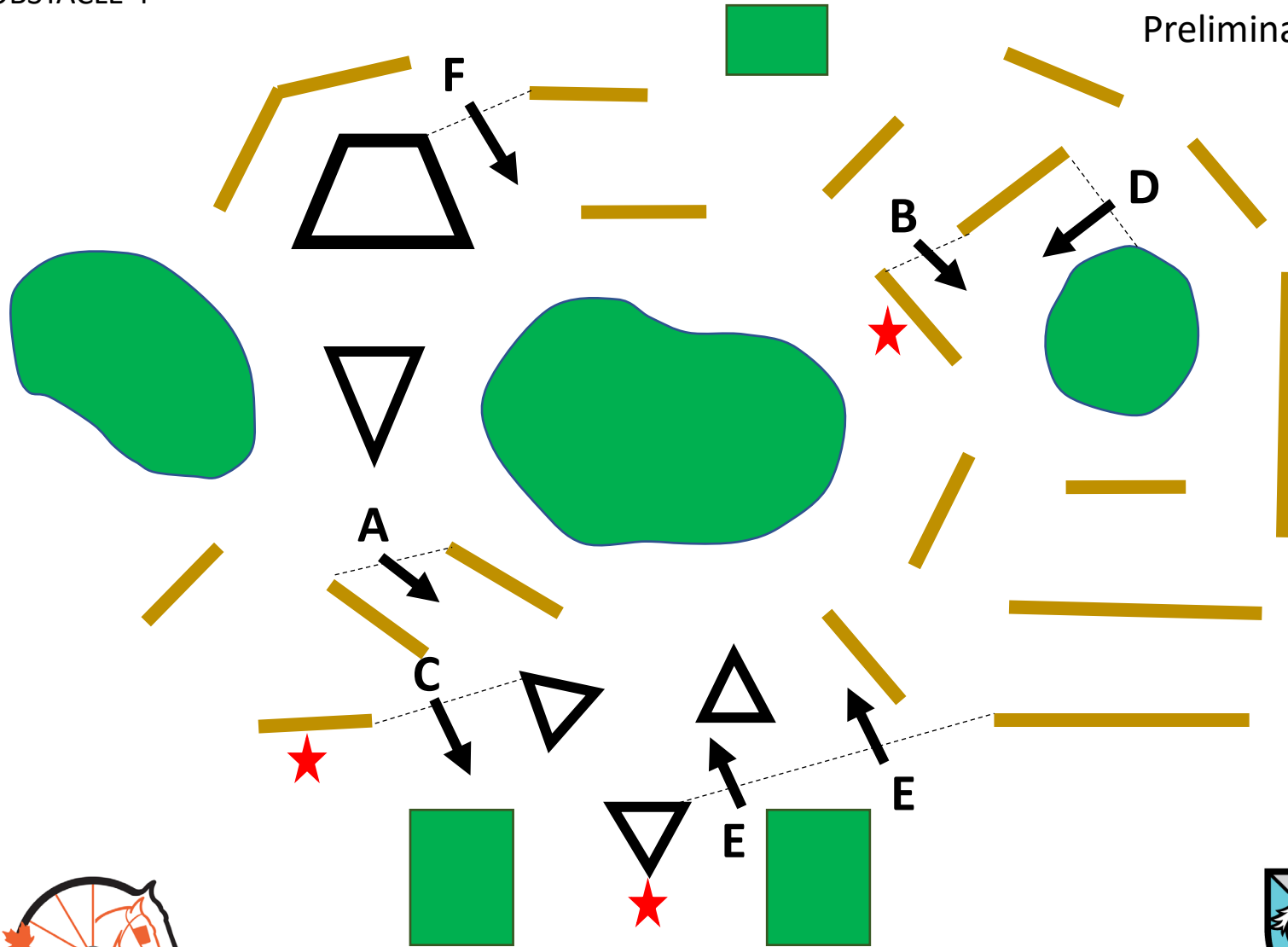
PROELITE



# The Driving Essentials Green

OBSTACLE 4

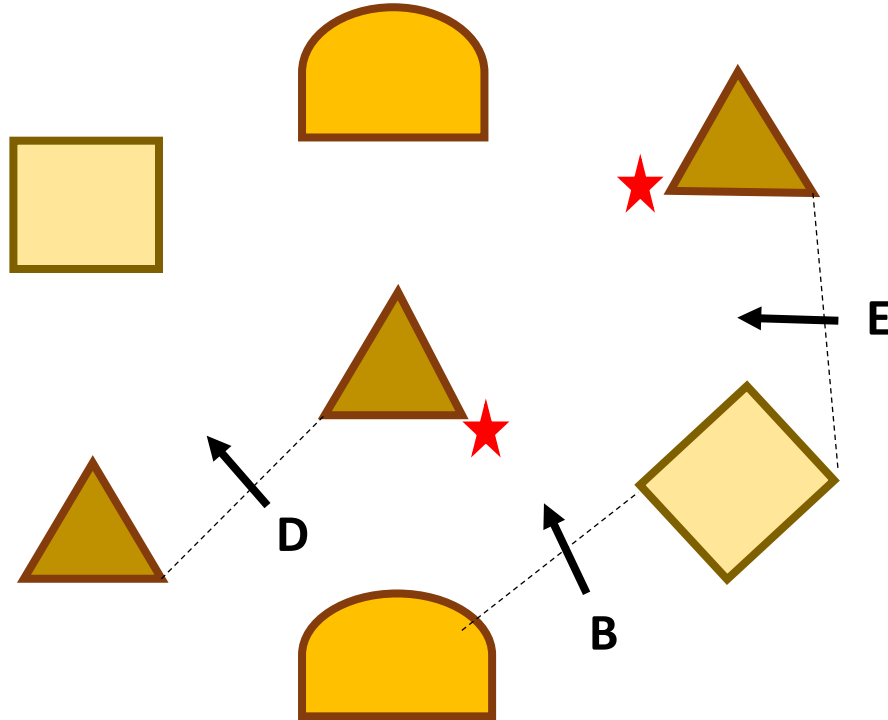
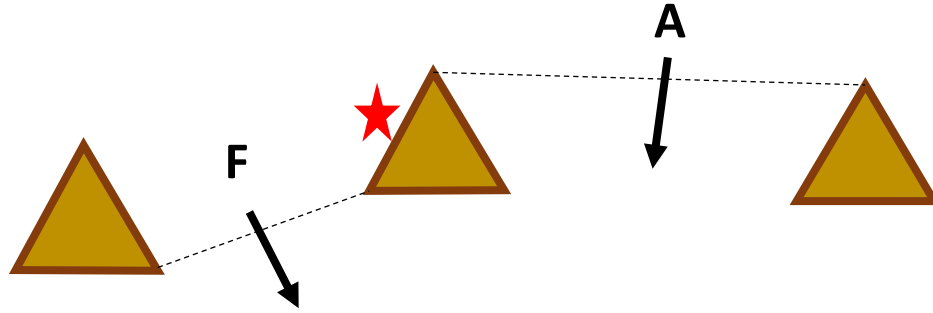
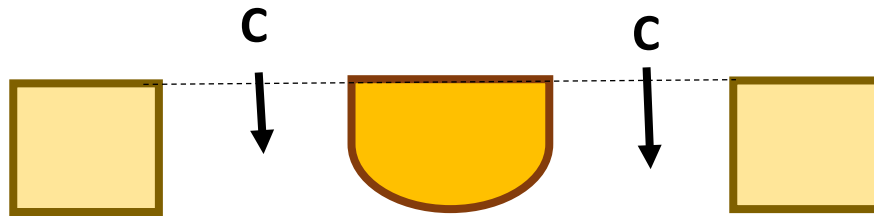
Advanced A-F  
Intermediate A-E  
Preliminary A-D



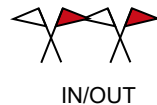
**PROELITE**

# Markel Sunburst

Obstacle 5



Advanced A-F  
Intermediate A-E  
Preliminary A-D

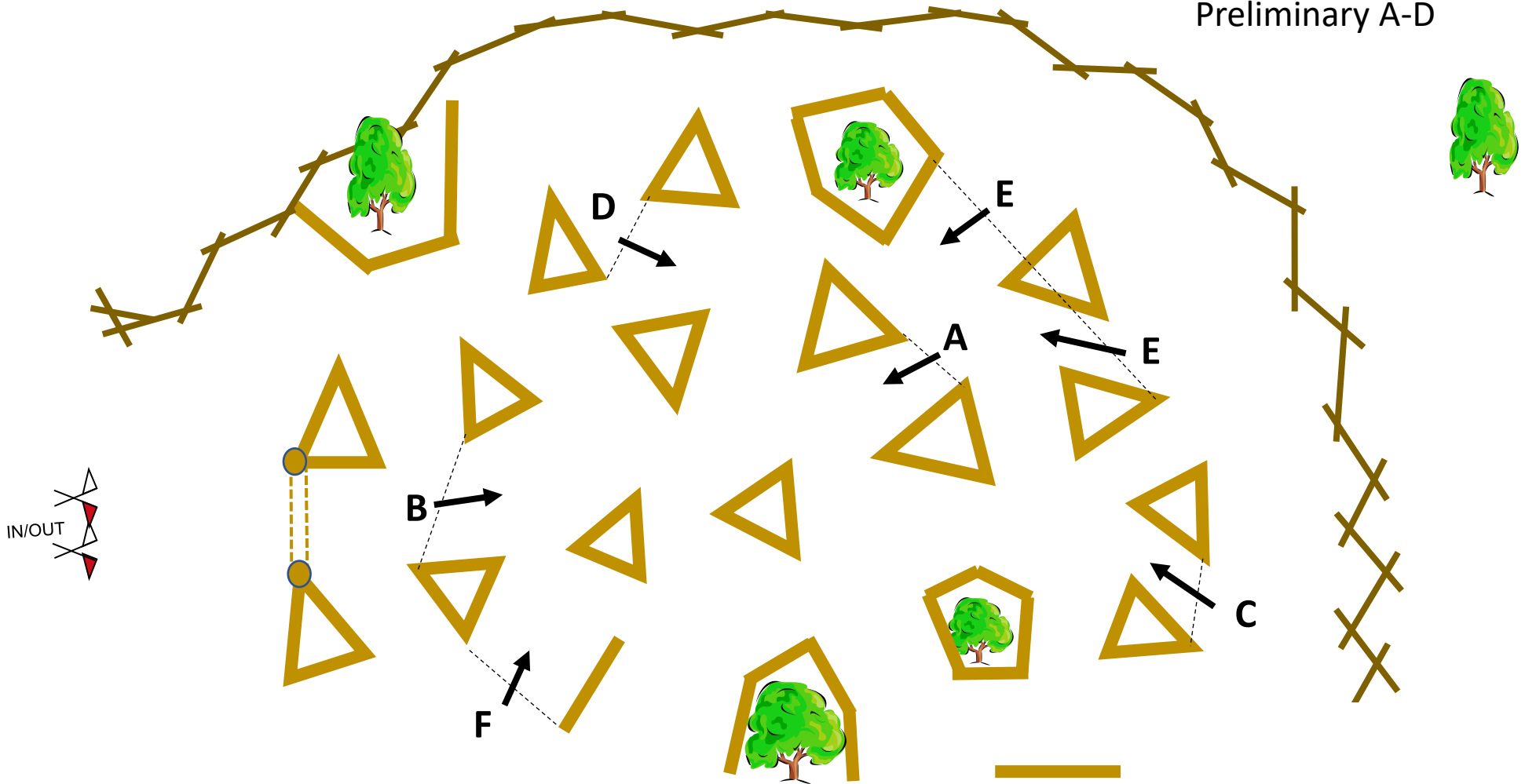


PROELITE

# Tryon Triangles

Obstacle 6

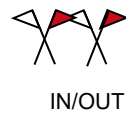
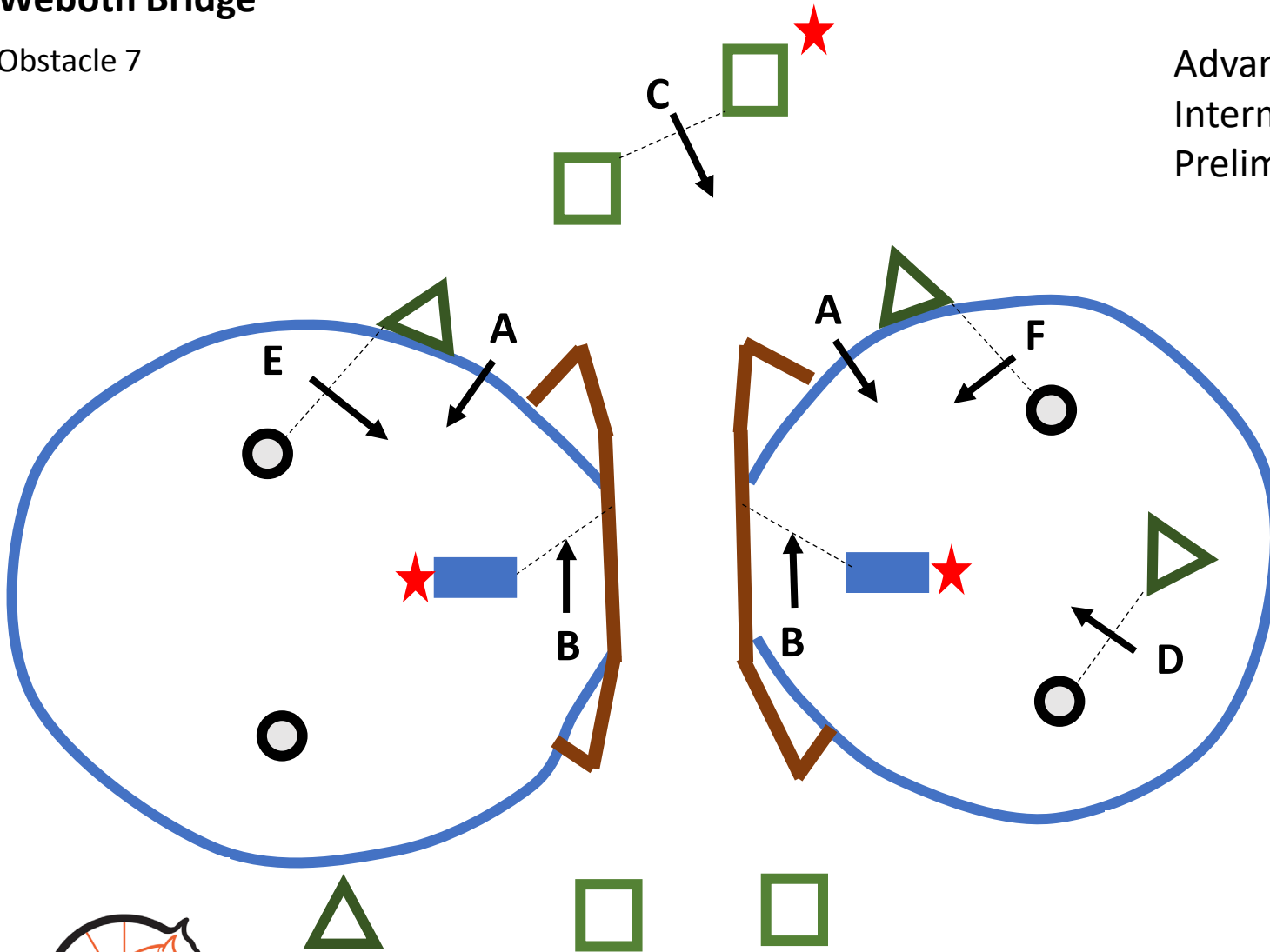
Advanced A-F  
Intermediate A-E  
Preliminary A-D



# Weboth Bridge

Obstacle 7

Advanced A-F  
Intermediate A-E  
Preliminary A-D



PROELITE

START B

CTF 1

CTF 2

END B

VET BOX

I-6k

CTF 12

A6k

#7

CTF 11

CTF 10

P5k

I-5k

#6

A5k

CTF 9

#1

CTF 3

A1k

I-1k

P1k

P2k

I-2k

CTF 5

A2k

CTF 4

#2

Advanced

A3k

#3

CTF 6

#4

I-3k

P3k

CTF 7

TRYON CDE 2020  
SECTION B

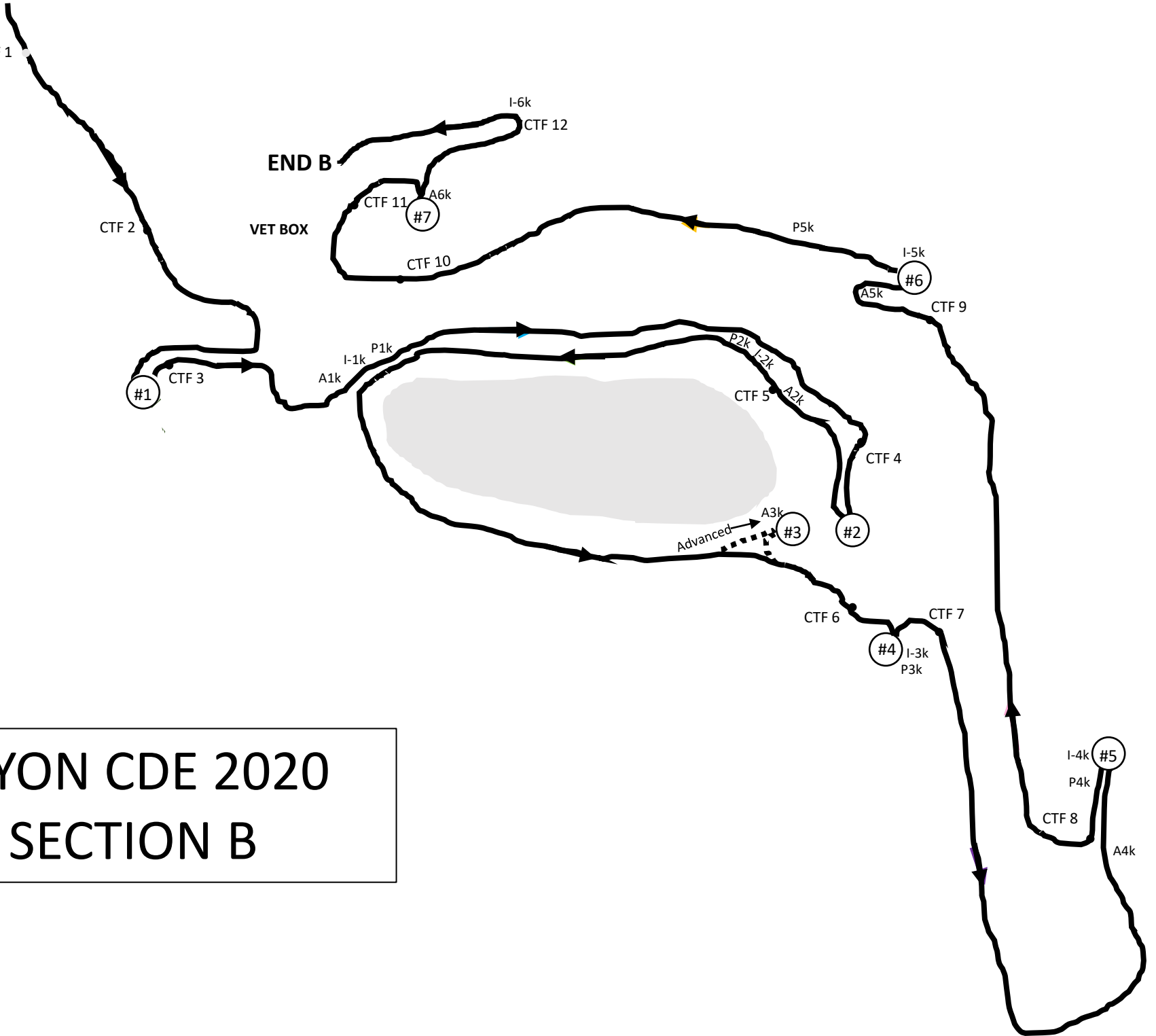
I-4k

#5

P4k

CTF 8

A4k





## TRYON CDE 2020 COMPULSORY TURN FLAG CHART

ADVANCED	INTERMEDIATE	PRELIMINARY
START	START	START
CTF 1,2	CTF 1,2	CTF 1,2
Obstacle 1	Obstacle 1	Obstacle 1
CTF 3	CTF 3	CTF 3
1k	1k	1k
CTF 4	CTF 4	CTF 4
Obstacle 2	Obstacle 2	Obstacle 2
2k	CTF 5	CTF 5
CTF 5	2k	2k
Obstacle 3	CTF 6	CTF 6
3k	Obstacle 4	Obstacle 4
CTF 6,7	3k	3k
4k	CTF 7	CTF 7
Obstacle 5	Obstacle 5	Obstacle 5
CTF 8,9	4k	4k
5k	CTF 8,9	CTF 8,9
Obstacle 6	Obstacle 6	Obstacle 6
CTF 10,11	5k	5k
Obstacle 7	CTF 10,11	CTF 10,11
6k	Obstacle 7	Obstacle 7
CTF 12	CTF12	CTF 12
FINISH	6k	FINISH
	FINISH	



<b>Timetable Marathon</b>
---------------------------

**Time Table A CH PRE SING SM PONY** Obstacles **124567**

Section	Distance in m	Speed in km/h	Minimum Time	Allowed Time	MaximumTime
A					
T					
B	5,935	12.00	<b>26:41</b>	<b>29:41</b>	53:22

**Time Table B CH PRE SINGLE PONY** Obstacles **124567**

Section	Distance in m	Speed in km/h	Minimum Time	Allowed Time	MaximumTime
A					
T					
B	5,935	13.00	<b>24:24</b>	<b>27:24</b>	54:49

**Time Table C CH PRE SING HORSE** Obstacles **124567**

Section	Distance in m	Speed in km/h	Minimum Time	Allowed Time	MaximumTime
A					
T					
B	5,935	14.00	<b>22:27</b>	<b>25:27</b>	50:54

**Time Table D CH INT VSE** Obstacles **124567**

Section	Distance in m	Speed in km/h	Minimum Time	Allowed Time	MaximumTime
A					
T					
B	6,130	10.00	<b>33:47</b>	<b>36:47</b>	73:14

**Time Table E CH INT SING PONY** Obstacles **124567**

Section	Distance in m	Speed in km/h	Minimum Time	Allowed Time	MaximumTime
A					
T					
B	6,130	13.00	<b>25:18</b>	<b>28:18</b>	56:36

**Time Table F CH INT PR PONY** Obstacles **134567**

Section	Distance in m	Speed in km/h	Minimum Time	Allowed Time	MaximumTime
A					
T					
B	6,130	13.00	<b>25:18</b>	<b>28:18</b>	56:36

**Time Table G CH INT SING HORSE** Obstacles **124567**

Section	Distance in m	Speed in km/h	Minimum Time	Allowed Time	MaximumTime
A					
T					
B	6,130	14.00	<b>23:17</b>	<b>26:17</b>	52:34



<b>Timetable Marathon</b>
---------------------------

**Time Table H PRELIM SINGLE PONY** Obstacles **124567**

Section	Distance in m	Speed in km/h	Minimum Time	Allowed Time	MaximumTime
A					
T					
B	5,935	13.00	<b>24:24</b>	<b>27:24</b>	54:49

**Time Table I INT SINGLE PONY** Obstacles **124567**

Section	Distance in m	Speed in km/h	Minimum Time	Allowed Time	MaximumTime
A					
T					
B	6,130	13.00	<b>25:18</b>	<b>28:18</b>	56:36

**Time Table J INT PAIR HORSE** Obstacles **124567**

Section	Distance in m	Speed in km/h	Minimum Time	Allowed Time	MaximumTime
A					
T					
B	6,130	14.00	<b>23:17</b>	<b>26:17</b>	52:34

**Time Table K ADV SINGLE PONY** Obstacles **123567**

Section	Distance in m	Speed in km/h	Minimum Time	Allowed Time	MaximumTime
A					
T					
B	6,360	13.00	<b>26:22</b>	<b>29:22</b>	58:44

**Time Table L ADV PAIR PONY** Obstacles **123567**

Section	Distance in m	Speed in km/h	Minimum Time	Allowed Time	MaximumTime
A					
T					
B	6,360	13.00	<b>26:22</b>	<b>29:22</b>	58:44

**Time Table M ADV SINGLE HORSE** Obstacles **123567**

Section	Distance in m	Speed in km/h	Minimum Time	Allowed Time	MaximumTime
A					
T					
B	6,360	14.00	<b>24:16</b>	<b>27:16</b>	54:32

**Time Table N ADV PAIR HORSE** Obstacles **123567**

Section	Distance in m	Speed in km/h	Minimum Time	Allowed Time	MaximumTime
A					
T					
B	6,360	14.00	<b>24:16</b>	<b>27:16</b>	54:32



<b>Timetable Marathon</b>
---------------------------

**Time Table O ADV HORSE TEAM**

 Obstacles **123567**

Section	Distance in m	Speed in km/h	Minimum Time	Allowed Time	Maximum Time
A					
T					
B	6,360	14.00	<b>24:16</b>	<b>27:16</b>	54:32

**Time Table R INT SINGLE HORSE**

 Obstacles **123567**

Section	Distance in m	Speed in km/h	Minimum Time	Allowed Time	Maximum Time
A					
T					
B	6,130	14.00	<b>23:17</b>	<b>26:17</b>	52:34

©Driving Program by Philippe Liénart (BEL) - philippe@lienart.com Scorer : ELLENMARIE ETTENGER
--